



GlassWalk™

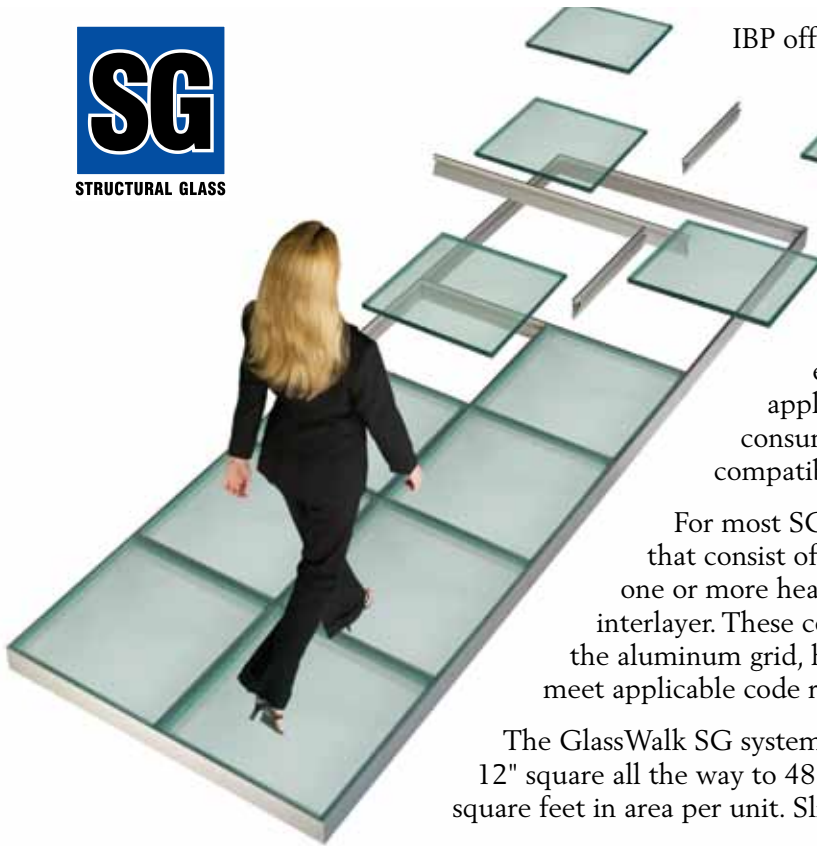
IBP GLASS FLOOR SYSTEMS



**Splash Light to the Core
of Your Next Project**



Make the Most of Light – and Green Building Priorities – with the IBP GlassWalk™ SG System.



IBP offers a floor system engineered for the next generation in structural glass: 1" thick laminated units. The SG system is ideal for any application where natural light is at a premium.

Proven Performance

The heart of a GlassWalk SG system is a modular IBP aluminum grid: strong, lightweight, easy to install, and proven in hundreds of applications. Grids contain more than 25% post-consumer recycled content, which help make them compatible with popular green-building standards.

For most SG installations, IBP supplies laminated glass units that consist of a top layer tempered for impact resistance and one or more heat-strengthened bottom layers, bonded with a clear interlayer. These composite units, combined with the performance of the aluminum grid, have been proven in tests by independent labs to meet applicable code requirements for load and impact.

The GlassWalk SG system holds individual glass units ranging in size from 12" square all the way to 48" square as well as custom shapes—for up to 16 square feet in area per unit. Slip resistance is achieved with a patented ceramic-



A "man cave" need not be a dungeon. This SG floor, set in a bar area, doubles as a gallery of sports memorabilia.

Fast Installation

Once perimeter members are set into the containment opening, a GlassWalk SG installation goes smoothly...



from spanner...



to spacers...



to silicone cushions...



to glass units...




Total time for this stair landing: approximately 2 hours.

based frit, permanently heat-fused to the walking surface. Frits provide a wet-dry slip coefficient up to 1.1, which exceeds the most stringent code requirements—and outperforms acid-etching and sandblasting. To achieve translucency rather than transparency, a full etched “obscurity frit” or satin etch finish can be applied to the SG unit.

Built to Spec for a Perfect Fit

Like all IBP GlassWalk systems, each structural-glass installation is shipped as a complete kit, with all elements precut to your exact specification—including the glass units themselves. GlassWalk floor systems utilize IBP’s patented aluminum grid, whose standard clear anodized finish offers an attractive view from any angle. Custom colors are also available.

GlassWalk systems install easily. Glass pavers are inserted into rubber boots, then set into the grid. With structural glass units, the installer applies pre-



Heat-fused ceramic “frits” provide traction. IBP offers four standard patterns, plus the option to create your own. SG units can even combine frit patterns with technographic interlayers, such as the ginkgo-leaf design at far right.

cut extruded silicone cushions to the sides of each grid opening before setting the glass in place.

Once the perimeter members are in place, you can install spanners and spacers as needed, followed by the glass units. To complete the job, apply silicone sealant around each glass unit.

GlassWalk systems are designed to be set in a containment opening with a support ledge able to support the floor’s self-weight and live loads as required by the local governing building code.

- *GlassWalk 8" paver systems:* 20 psf self-weight, 6' 3/4" maximum clear span at 100 psf live load
- *GlassWalk SG systems:* 14.3 psf typical self-weight—system is designed for 125 psf live load, and clear span will vary based on design

Free detail drawings are available from your IBP representative. For structural guidelines and other important details, consult the structural glass size chart at www.glasswalkfloors.com.



These GlassWalk SG inserts were sized to fit between existing floor joists, adding a distinctive element to a retail decor . . .



. . . and channeling natural light to open up a previously windowless basement workspace.




An SG floor at Flames Central, in downtown Calgary, frames a graphic that echoes the NHL team’s center ice.

Choose the Classic Appeal of Glass Pavers



IBP's original GlassWalk product line, paver-based floor systems, remain popular with builders, interior designers, and architects who prefer the familiar dimensions of glass block.

Simple to install and engineered for high foot traffic, GlassWalk paver systems are proven in hundreds of applications. Pavers are available in two sizes: 6"×6"×1" or 8"×8"×1" (nominal).



8"
8" x 8" GLASS PAVERS



Underfoot and overhead, IBP GlassWalk paver systems deliver a stunning visual statement.

Next Step: GlassWalk ST Stair Tread Systems

At a recent West Coast building show, the IBP GlassWalk ST system was named No. 1 "Cool Product" in the consumer category.

The system features specially designed support brackets and 3-ply stair treads 1.325" thick, for spans up to 48" wide with two-side support. As with GlassWalk SG systems, ceramic frits add traction to walking surfaces.

GlassWalk ST brackets accommodate glass risers, which allow this art gallery to comply with building codes and preserve an open, airy effect that makes maximum use of available light.



284 Kalihi Street
Honolulu Hawaii 96819
808.841.2565 P
808.841.0686 F
www.hawaiiglassblock.com



8230 Belvedere Ave., Ste. E
Sacramento, CA 95826
916.455.5507
916.455.5587 F
800.775.5507
www.sierraglassblock.com